

PREVENTATIVE MAINTENANCE PROGRAM CHECKLIST

UNIT HEATER, INFRA-RED, RADIANT, GAS

 MECHANIC
SIGNATURE:









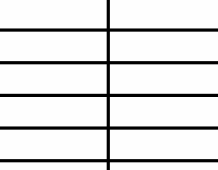

DATE: Jan 2, 2024

SITE AND BLDG #: WV009

LOCATION/RM #: WO# 14654 ASSET # See Notes

START TIME:

FINISH TIME:

CHECK POINT	CHECKPOINT DESCRIPTION	TASK COMPLETE		NOTES/ ACTIONS (IF TASK COMPLETE IS CHECKED NO, PROVIDE EXPLANATION)			
		YES	NO				
SPECIAL INSTRUCTIONS							
1	Follow lock out/tag out procedures at all times. De-energize or discharge all hydraulic, electrical, mechanical, or thermal energy prior to beginning work.	●					
TO BE PERFORMED AT EACH							
1	For gas/oil heaters: 1. Remove access panels if applicable. 2. Check the fire box liner or refractory for cracks and leaks. 3. Check all gas lines for leaks. Repair as needed.	●					
2	Clean dirt from heater, vaccuming is preferred.	●					
3	Check operation of gas valve.	●					
4	Check for gas leaks.	●					
5	Check operation of thermostat.	●					
6	If applicable, replace primary air intake filter.	●					
7	As needed, clean spark electrode and reset gap, replace if necessary.	●					
8	Inspect flue pipe and connections.	●					
9	If applicable, inspect and clean outside air blower and blower intake.	●					
10	Inspect unit for proper operation.	●					
11	Inspect unit for overall condition and recommend for replacement or other needed repairs.	●					

Note: The technician shall perform any repairs identified during PM up to \$250 (direct labor and direct material cost) per PM occurrence. For any deficiencies found exceeding \$250 open a corrective maintenance (CM) ticket and include the Asset #, WO #, photos, and a detailed discription of the deficiency.

To be performed by: HVAC Technician

Additional Notes:

Covers asset's 4072 4120 4124 4162 4163 4474 4478 4609 4623