

PREVENTATIVE MAINTENANCE PROGRAM CHECKLIST EXPANSION TANKS





MECHANIC *Pat Brannon* DATE: 9/23/2024
SIGNATURE: _____

SITE AND BLDG #: PA062

LOCATION/RM #: _____ WO# 16527 ASSET # 4861

START TIME: 10:00AM

FINISH TIME: 10:30AM

CHECK POINT	CHECKPOINT DESCRIPTION	TASK COMPLETE		NOTES/ ACTIONS (IF TASK COMPLETE IS CHECKED NO, PROVIDE EXPLANATION)
		YES	NO	
SPECIAL INSTRUCTIONS				
1	Follow lock out/tag out procedures at all times. De-energize or discharge all hydraulic, electrical, mechanical, or thermal energy prior to beginning work.	●		 
TO BE PERFORMED AT EACH INSPECTION				
1	Examine exterior of tank including fittings and valves for leaks, signs of corrosion, and correct as needed.	●		 
2	If applicable, Check sight glass, insure level is between 1/2 and 3/4 sight glass. Correct as needed.	●		
3	If applicable, check tank pressure via schrader valve. Correct as needed.	●		

Note: The technician shall perform any repairs identified during PM up to \$250 (direct labor and direct materials). Repairs exceeding \$250 open a corrective maintenance (CM) ticket and include the Asset #, WO #, photos, and a description of the repair.
To be performed by: General Maintenance Worker

Additional Notes: