

# PREVENTATIVE MAINTENANCE PROGRAM CHECKLIST

## AIR CURTAIN

SITE AND BLDG #: **Rockville MD021**








MECHANIC  
SIGNATURE: 

DATE: **5/24/22**

LOCATION/RM #: **Bldg. 1** WO# **17664** ASSET # **1302**

START TIME: **8:40**

FINISH TIME: **9:00**

CHECK POINT	CHECKPOINT DESCRIPTION	TASK COMPLETE		NOTES/ ACTIONS (IF TASK COMPLETE IS CHECKED NO, PROVIDE EXPLANATION)
		YES	NO	
SPECIAL INSTRUCTIONS				
1	Follow lock out/tag out procedures at all times. De-energize or discharge all hydraulic, electrical, mechanical, or thermal energy prior to beginning work.			
TO BE PERFORMED AT EACH INSPECTION SERVICE				
1	Disconnect the power to the unit.			
2	Remove the intake grille by removing all screws around the edges.			
3	Vacuum and wash (if necessary) to remove the buildup of dirt and debris.			
4	If necessary, lubricate the motors.			
5	Reinstall the cover and intake grille.			
6	Verify proper operation of unit. Make and/or recommend any needed repairs.			

Note: The technician shall perform any repairs identified during PM up to \$250 (direct labor and direct material cost) per PM occurrence. For any deficiencies found exceeding \$250 open a corrective maintenance (CM) ticket and include the Asset #, WO #, photos, and a detailed discription of the deficiency.

To be performed by: General Maintenance Worker

**Additional Notes:**