

# PREVENTATIVE MAINTENANCE PROGRAM CHECKLIST

## LIGHTING, OUTSIDE

SITE AND BLDG #: **White Plains MD066**









MECHANIC  
SIGNATURE: 

DATE: **7/15/22**

LOCATION/RM #: **MEP lot** WO# **18438** ASSET # **538.542**

START TIME: **8:20**

FINISH TIME: **9:00**

CHECK POINT	CHECKPOINT DESCRIPTION	TASK COMPLETE		NOTES/ ACTIONS (IF TASK COMPLETE IS CHECKED NO, PROVIDE EXPLANATION)
		YES	NO	
SPECIAL INSTRUCTIONS				
1	Schedule and coordinate work with operating personnel.			This checklist is for the interior lights and motion sensors inside all the building
2	Follow lock out/tag out procedures at all times. De-energize or discharge all hydraulic, electrical, mechanical, or thermal energy prior to beginning work.			
TO BE PERFORMED AT EACH INSPECTION SERVICE				
1	Inspect lighting contactor for pitting or arcing -report issues			
2	Inspect visual condition of wiring. Look for evidence of overheating.			
3	Check for proper light operation.			
4	Test operation of automatic switches/ time clock/ photocells if applicable.			
5	Inspect light pole and mounting devices for deficiencies.			
6	For any noted deficiency, takes pictures and open corrective maintenance ticket.			

Note: The technician shall perform any repairs identified during PM up to \$250 (direct labor and direct material cost) per PM occurrence. For any deficiencies found exceeding \$250 open a corrective maintenance (CM) ticket and include the Asset #, WO #, photos, and a detailed discription of the deficiency.

To be performed by: General Maintenance Worker

**Additional Notes:**