

**CERTIFICATION OF WORK
PREVENTIVE MAINTENANCE**

(To be completed by the Contractor and saved in the Contractor's CMMS)

FACID/Building: _____ Date of Visit: _____

Contractor Personnel on Site:

- | | |
|----------|----------|
| 1. _____ | 3. _____ |
| 2. _____ | 4. _____ |

Work Performed:


Preventive Maintenance - Services Completed (Annual, Quarterly, Monthly, equipment identification, etc.)

1. _____
2. _____
3. _____
4. _____
5. _____

CERTIFICATION OF WORK

To be signed by the Contractor:

Print Name: _____ Date: _____

Signed: 

To be signed by Facility Manager:

By signing the Certification of Work, the said government representative signature does not constitute acceptance of any work performed by the contractor, it only acknowledges that the contractor was on-site during the identified timeline:

Print Name/Rank: _____ Date: _____

Signed: 

E-Mail: _____

PREVENTATIVE MAINTENANCE PROGRAM CHECKLIST

DOOR KEYPAD / CARD READER

 MECHANIC
SIGNATURE:



DATE:

7.11.19

START TIME:

6 AM

FINISH TIME:

1 PM

SITE AND BLDG #: PA168-01

LOCATION/RM #:

WO# 9916

ASSET # 7866

CHECK POINT	CHECKPOINT DESCRIPTION	TASK COMPLETE		NOTES/ ACTIONS (IF TASK COMPLETE IS CHECKED NO, PROVIDE EXPLANATION)
		YES	NO	
SPECIAL INSTRUCTIONS				
1	In addition to the procedure(s) outlined in this standard, the equipment manufacturer’s recommended maintenance procedure(s) and/or instruction(s) shall be strictly adhered to.	X		
2	Follow lock out/tag out procedures at all times. De-energize or discharge all hydraulic, electrical, mechanical, or thermal energy prior to beginning work.	X		
TO BE PERFORMED AT EACH INSPECTION SERVICE				
1	If applicable, test the controls for communications to the monitoring center. Inspect key pad for sticking keys and LED lights proper operation .	X		
2	Check power supplies.Clean keys and pad with a quick dry electrical cleaner .Wipe unit down	X		
3	Inspect and test the operation of device.-Observe unit in use	X		
4	Ensure proper protection of all visible wiring and conduits	X		
5	Verify that no compromise to devices has occurred (compromise of devices could be from building alterations, partitions, furniture or other obstacles) Any deficiencies found open a CM work order in Maximo and quote will be provided for CM repairs .Notate in note Column	X		

Note: The technician shall perform any repairs identified during PM up to \$250 (direct labor and direct material cost) per PM occurrence. For any deficiencies found exceeding \$250 open a corrective maintenance (CM) ticket and include the Asset #, WO #, photos, and a detailed discription of the deficiency.










To be performed by: General Maintenance Worker

Additional Notes:

PREVENTATIVE MAINTENANCE PROGRAM CHECKLIST

MANUAL/AUTOMATIC OVERHEAD DOORS

SITE AND BLDG #: **PA168-01**MECHANIC
SIGNATURE: DATE: **7-11-19**LOCATION/RM #: _____ WO# **9916** ASSET # **7678/7701**
7998/8005START TIME: **6 AM**FINISH TIME: **1 PM**

CHECK POINT	CHECKPOINT DESCRIPTION	TASK COMPLETE		NOTES/ ACTIONS (IF TASK COMPLETE IS CHECKED NO, PROVIDE EXPLANATION)
		YES	NO	
SPECIAL INSTRUCTIONS				
1	In addition to the procedure(s) outlined in this standard, the equipment manufacturer's recommended maintenance procedure(s) and/or instruction(s) shall be strictly adhered.			
2	Follow lock out/tag out procedures at all times. De-energize or discharge all hydraulic, electrical, mechanical, or thermal energy prior to beginning work.			
TO BE PERFORMED AT EACH INSPECTION SERVICE				
1	Check with door operating personnel for any known deficiencies.			
2	Inspect general arrangement of door and mechanism, mountings, standards, wind locks, anchor bolts, counterbalances, weather stripping, door sweeps etc. Clean, tighten, and adjust repair as required.			
3	If applicable, operate with power from start to stop and at intermediate positions. Observe performance of various components, such as brake, limit switches, door operating speed, motor, gear box, etc. Clean and adjust as needed.			
4	Check operation of safety edges, stops, electric eye, treadle, or other operating devices. Clean and make required adjustments or repairs.			
5	Check manual operation. Note brake release, motor disengagement, functioning or hand pulls, chains sprockets, clutch, etc.			
6	If applicable, examine all wiring, motor, starter, push button, etc., blow out or vacuum if needed.			
7	If applicable, inspect gear box, change or add oil as required.			
8	Perform required lubrication. Remove old or excess lubricant.			
9	Clean unit and mechanism thoroughly. Touch up paint where required.			
10	Clean up and remove all debris.			

Note: The technician shall perform any repairs identified during PM up to \$250 (direct labor and direct material cost) per PM occurrence. For any deficiencies found exceeding \$250 open a corrective maintenance (CM) ticket and include the Asset #, WO #, photos, and a detailed description of the deficiency.

To be performed by: General Maintenance Worker

Additional Notes:

PREVENTATIVE MAINTENANCE PROGRAM CHECKLIST

DOOR KEYPAD / CARD READER

SITE AND BLDG #: **PA168-01**MECHANIC
SIGNATURE: DATE: **7-11-15**LOCATION/RM #: **WO# 9916** ASSET # **7866**START TIME: **6AM**FINISH TIME: **1PM**

CHECK POINT	CHECKPOINT DESCRIPTION	TASK COMPLETE		NOTES/ ACTIONS (IF TASK COMPLETE IS CHECKED NO, PROVIDE EXPLANATION)
		YES	NO	
SPECIAL INSTRUCTIONS				
1	In addition to the procedure(s) outlined in this standard, the equipment manufacturer’s recommended maintenance procedure(s) and/or instruction(s) shall be strictly adhered to.	X		
2	Follow lock out/tag out procedures at all times. De-energize or discharge all hydraulic, electrical, mechanical, or thermal energy prior to beginning work.	X		
TO BE PERFORMED AT EACH INSPECTION SERVICE				
1	If applicable, test the controls for communications to the monitoring center. Inspect key pad for sticking keys and LED lights proper operation .	X		
2	Check power supplies.Clean keys and pad with a quick dry electrical cleaner .Wipe unit down	X		
3	Inspect and test the operation of device.-Observe unit in use	X		
4	Ensure proper protection of all visible wiring and conduits	X		
5	Verify that no compromise to devices has occurred (compromise of devices could be from building alterations, partitions, furniture or other obstacles) Any deficiencies found open a CM work order in Maximo and quote will be provided for CM repairs .Notate in note Column	X		

Note: The technician shall perform any repairs identified during PM up to \$250 (direct labor and direct material cost) per PM occurrence. For any deficiencies found exceeding \$250 open a corrective maintenance (CM) ticket and include the Asset #, WO #, photos, and a detailed discription of the deficiency.

To be performed by: General Maintenance Worker

Additional Notes: