

# PREVENTATIVE MAINTENANCE PROGRAM CHECKLIST

## CHEMICAL FEEDER SYSTEM

SITE AND BLDG #: WV006-01

MECHANIC  
SIGNATURE:

*Andy King*

DATE:

*9-12-19*

LOCATION/RM #:





START TIME:

*10am*

FINISH TIME:

*10:55am*

Site Location	WO #	Asset #	PM #	Manufacturer	Model Number	Serial #	Asset Description	Asset Location
WV006-01	10776	4865					J-1502000-12 1-pc Glycol Feed System	<i>Mech Room</i>

CHECK POINT	CHECKPOINT DESCRIPTION	TASK COMPLETE		NOTES/ ACTIONS (IF TASK COMPLETE IS CHECKED NO, PROVIDE EXPLANATION)
		YES	NO	
SPECIAL INSTRUCTIONS				
1	In addition to the procedure(s) outlined in this standard, the equipment manufacturer's recommended maintenance procedure(s) and/or instruction(s) shall be strictly adhered to.			
2	Follow lock out/tag out procedures at all times. De-energize or discharge all hydraulic, electrical, mechanical, or thermal energy prior to beginning work.			
TO BE PERFORMED AT EACH INSPECTION SERVICE				
1	Check physical condition of feeder. Clean and/or repair as needed.			
2	Check valves for proper operation. Ensure no leaks are present and repair as needed.			

Note: The technician shall perform any repairs identified during PM up to \$250 (direct labor and direct material cost) per PM occurrence. For any deficiencies found exceeding \$250 open a corrective maintenance (CM) ticket and include the Asset #, WO #, photos, and a detailed description of the deficiency. To be performed by: General Maintenance Worker **Additional Notes:**

