

PREVENTATIVE MAINTENANCE PROGRAM CHECKLIST
VEHICLE EXHAUST REMOVAL

SITE AND BLDG #: WV006-02

MECHANIC SIGNATURE: *Andy Rio*








DATE: *6-25-19*

LOCATION/RM #:

START TIME: *2:30 pm*

FINISH TIME: *4:00 PM*

Site Location	WO #	Asset #	PM #	Manufacturer	Model Number	Serial #	Asset Description	Asset Location
WV006-02	9353	8076		<i>Plymovent</i>			J-1502000-57 3-pc Overhead Vehicle Exhaust System	<i>Through</i>
WV006-02	9353	8086		<i>Plymovent</i>			J-1502000-57 5-pc Overhead Vehicle Exhaust System	<i>out</i>
WV006-02	9353	8087		<i>Plymovent</i>			J-1502000-57 5-pc Vehicle Exhaust System	<i>Bay 5</i>

CHECK POINT	CHECKPOINT DESCRIPTION	TASK COMPLETE		NOTES/ ACTIONS (IF TASK COMPLETE IS CHECKED NO, PROVIDE EXPLANATION)
		YES	NO	
SPECIAL INSTRUCTIONS				
1	In addition to the procedure(s) outlined in this standard, the equipment manufacturer’s recommended maintenance procedure(s) and/or instruction(s) shall be strictly adhered.			
2	Follow lock out/tag out procedures at all times. De-energize or discharge all hydraulic, electrical, mechanical, or thermal energy prior to beginning work.			
TO BE PERFORMED AT EACH INSPECTION SERVICE				
1	Start and stop fan with local switch			
2	Check motor and fan shaft bearings for noise, vibration, overheating; lubricate bearings.			
3	Inspect, adjust belts and pulleys. Replace belt as needed.			
4	Clean dampers; lubricate pivot points (annually) and inspect linkages for tightness.			
5	Inspect fan for bent blades, unbalance, excessive noise and vibration.			

6	Clean fan as needed.	✓		
7	Visually inspect exhaust system tubing and/or duct work for any damage that could result in leaks.	✓		
8	Repair as needed	✓		

Note: The technician shall perform any repairs identified during PM up to \$250 (direct labor and direct material cost) per PM occurrence. For any deficiencies found exceeding \$250 open a corrective maintenance (CM) ticket and include the Asset #, WO #, photos, and a detailed description of the deficiency. To be performed by: General Maintenance Worker **Additional Notes:**

