

PREVENTATIVE MAINTENANCE PROGRAM CHECKLIST

UNIT HEATER, ELECTRIC

 MECHANIC
SIGNATURE:








DATE: Jul 1, 2024

SITE AND BLDG #: WV009-01

LOCATION/RM #: WO# 16021 ASSET # See Notes

START TIME:

FINISH TIME:

CHECK POINT	CHECKPOINT DESCRIPTION	TASK COMPLETE		NOTES/ ACTIONS (IF TASK COMPLETE IS CHECKED NO, PROVIDE EXPLANATION)		
		YES	NO			
SPECIAL INSTRUCTIONS						
1	Follow lock out/tag out procedures at all times. De-energize or discharge all hydraulic, electrical, mechanical, or thermal energy prior to beginning work.	●				
TO BE PERFORMED AT EACH						
1	Check heater coils and assoicated piping for leaks or corrosion.	●				
2	Clean heating coil. Brush vaccum where accessible.	●				
3	Inspect wiring and electrical controls for loose connections, charred, frayed or broken insulation, evidence of short circuiting, wrong size fuses, circuit breakers, or switches, and other electrical deficiencies. Tighten any loose connections.	●				
4	Inspect fan for bent blades, unbalance, excessive noise and vibration.	●				
5	Check motor and fan shaft bearings for noise, vibraton, overheating; lubrucate bearings.	●				
6	Verify proper control by modulating the thermostat through complete cycle.	●				
7	Inspect unit for proper operation.and associated T-Stat	●				
8	Inspect unit for overall condition and recommend for replacement or other needed repairs.	●				

Note: The technician shall perform any repairs identified during PM up to \$250 (direct labor and direct material cost) per PM occurrence. For any deficiencies found exceeding \$250 open a corrective maintenance (CM) ticket and include the Asset #, WO #, photos, and a detailed discription of the deficiency.

To be performed by: HVAC Technician

Additional Notes: Covers asset's 4120 4124 4162 4163 4609