

PREVENTATIVE MAINTENANCE PROGRAM CHECKLIST



















FIRE EXTINGUISHERS - MONTHLY INSPECTION

 SITE AND BLDG #: WV009-01

 MECHANIC SIGNATURE: *RB Banker* DATE: Sep 3, 2024

 LOCATION/RM #: _____ WO# 16474 ASSET # G057

START TIME: _____ FINISH TIME: _____

CHECK POINT	CHECKPOINT DESCRIPTION	TASK COMPLETE		NOTES/ ACTIONS (IF TASK COMPLETE IS CHECKED NO, PROVIDE EXPLANATION)	
		YES	NO		
SPECIAL INSTRUCTIONS					
1	Each extinguisher shall have an inspection tag securely attached that indicates the month and year the inspection was performed and the initials of the person performing the inspection shall be recorded.	●			
TO BE PERFORMED AT EACH INSPECTION					
1	A visual inspection is a quick check to see that the fire extinguisher is in its proper location, that it is not blocked, is fully charged, and that it appears to be in good working order.	●			
2	Check that extinguisher is in designated place	●			
3	Check for no obstruction to access or visibility.	●			
4	Check that pressure gauge reading or indicator is in the operable range or position.	●			
5	Update tag indicating that inspection has been performed. Include the date and your initials.	●			

Note: The technician shall perform any repairs identified during PM up to \$250 (direct labor only). Repairs exceeding \$250 open a corrective maintenance (CM) ticket and include the Asset #, WO #, and location.

To be performed by: General Maintenance Worker

Additional Notes:

