





PREVENTATIVE MAINTENANCE PROGRAM CHECKLIST

EXHAUST FANS

SITE AND BLDG #: WV009-01 See
 LOCATION/RM #: WO# 12947 ASSET # Notes

MECHANIC SIGNATURE: *Rufus A. Banks* DATE: Jun 1, 2023

START TIME: _____ FINISH TIME: _____

CHECK POINT	CHECKPOINT DESCRIPTION	TASK COMPLETE		NOTES/ ACTIONS (IF TASK COMPLETE IS CHECKED NO, PROVIDE EXPLANATION)				
		YES	NO					
SPECIAL INSTRUCTIONS								
1	Follow lock out/tag out procedures at all times. De-energize or discharge all hydraulic, electrical, mechanical, or thermal energy prior to beginning work.	●						
TO BE PERFORMED AT EACH SERVICE								
1	Clean unit, especially fan blades.	●						
2	Inspect pulleys, belts, couplings, etc.; adjust tension and tighten mountings as necessary. Change badly worn belts. Multiple belts should be replaced with matched sets.	●						
3	Perform required lubrication and remove old or excess lubricant.	●						
4	Clean motor with vacuum or low pressure dry air (less than 40 psig). Check for obstructions in motor cooling and air flow.	●						
5	Check structural members, vibration eliminators, and flexible connections. Check fan housing to ensure there is no damage and the housing is tight.	●						
6	Start unit and check for vibration and noise.	●						
7	Remove all trash and debris.	●						

Note: The technician shall perform any repairs identified during PM up to \$250 (direct labor and direct material cost) per PM occurrence. For any deficiencies found exceeding \$250 open a corrective maintenance (CM) ticket and include the Asset #, WO #, photos, and a detailed discription of the deficiency.

To be performed by: General Maintenance Worker

Additional Notes: Covers assets 3474,3591,3865,3922