

REVIEWED

By Mike Merchan at 9:46 am, Jun 10, 2019

PREVENTATIVE MAINTENANCE PROGRAM CHECKLIST DEHUMIDIFIER

SITE AND BLDG #: WV010-01

MECHANIC
SIGNATURE: 






DATE: 6-5-14

LOCATION/RM #:

START TIME: 9:30

FINISH TIME: 9:30

Site Location	WO #	Asset #	PM #	Manufacturer	Model Number	Serial #	Asset Description	Asset Location
WV010-01	8802	5047	PM-SA-6687				J-1502000-14 1-pc Dehumidifier	

CHECK POINT	CHECKPOINT DESCRIPTION	TASK COMPLETE		NOTES/ ACTIONS (IF TASK COMPLETE IS CHECKED NO, PROVIDE EXPLANATION)
		YES	NO	
SPECIAL INSTRUCTIONS				
1	In addition to the procedure(s) outlined in this standard, the equipment manufacturer's recommended maintenance procedure(s) and/or instruction(s) shall be strictly adhered.			
2	Follow lock out/tag out procedures always. De-energize or discharge all hydraulic, electrical, mechanical, or thermal energy prior to beginning work.			
TO BE PERFORMED AT EACH INSPECTION SERVICE				
1	Check water inlet and outlet for any leaks, repair as needed.			
2	Clean and/or replace filter as needed.			
3	If applicable, check hours per usage, replace tanks as needed.			

Note: The technician shall perform any repairs identified during PM up to \$250 (direct labor and direct material cost) per PM occurrence. For any deficiencies found exceeding \$250 open a corrective maintenance (CM) ticket and include the Asset #, WO #, photos, and a detailed description of the deficiency. To be performed by: General Maintenance Worker **Additional Notes:**

Note: There is no dehumidifier at this location.

Note: There is no dehumidifier at this location.