

REVIEWED




By Mike Merchan at 8:15 am, Mar 06, 2019

PREVENTATIVE MAINTENANCE PROGRAM CHECKLIST**Filter Replacement**

MECHANIC

SIGNATURE: *Patrick Davis*DATE: *5 March 2019*SITE AND BLDG #: *WV014-01*LOCATION/RM #: *Room 21*START TIME: *9:00*FINISH TIME: *10:00*

Site Location	WO #	Asset #	PM #	Manufacturer	Model Number	Serial #	Asset Description	Asset Location
WV014-01	8006	5243		<i>Comfort Star</i>	CPG 024 CD	<i>3279 GK1 81070120</i>	J-1502000-15 2-pc Mini Split Filter DecMarJunSep	<i>Rm 21</i>

CHECK POINT	CHECKPOINT DESCRIPTION	TASK COMPLETE		NOTES/ ACTIONS (IF TASK COMPLETE IS CHECKED NO, PROVIDE EXPLANATION)
		YES	NO	
TO BE PERFORMED AT EACH INSPECTION SERVICE				
1	Check, clean, and/or replace both internal and external filters as necessary.			
2	Label and Date Filter			
3	Did all High Asset Filters get Changed			
Qty	Size			NOTES/ ACTIONS (IF TASK COMPLETE IS CHECKED NO, PROVIDE EXPLANATION)

Note: The technician shall perform any repairs identified during PM up to \$250 (direct labor and direct material cost) per PM occurrence. For any deficiencies found exceeding \$250 open a corrective maintenance (CM) ticket and include the Asset #, WO #, photos, and a detailed description of the deficiency. To be performed by: GMW **Additional Notes:**

This is a brand new Mini Split with a heat pump.

