

PREVENTATIVE MAINTENANCE PROGRAM CHECKLIST

ICE MAKER

SITE AND BLDG #: WV020-01




MECHANIC
SIGNATURE:

DATE: Feb 13, 2023

LOCATION/RM #: WO# 11975 ASSET # 6829

START TIME: 11:00 am

FINISH TIME: 12:00 pm

CHECK POINT	CHECKPOINT DESCRIPTION	TASK COMPLETE		NOTES/ ACTIONS (IF TASK COMPLETE IS CHECKED NO, PROVIDE EXPLANATION)	
		YES	NO		
SPECIAL INSTRUCTIONS					
1	De-energize, lock out, and tag electrical circuits.	●			
2	Only approved cleaning chemicals shall be used.	●			
TO BE PERFORMED AT EACH INSPECTION					
1	Check with operating or area personnel for any deficiencies; verify cleaning program.	●			
2	Visually check for refrigerant, oil and water leaks.	●			
3	Inspect ice condition/size.	●			
4	Clean air filter	●			
5	As needed, drain and clean unit with proper ice machine cleaning solution. Drain and clean at a minimum of annually.	●			
6	Check date on water filter, Replace as needed. Water filters should be changed annually at a minimum.	●			
7	Check and tighten any loose screw-type electrical connections.	●			
8	Check all controls; adjust if necessary.	●			
9	Examine water connection; open and close water valve; test ice dispensing valve and (door) metering adjustment.	●			
10	Check and clear ice machine draining system (drain vent, strainer, trap).	●			
11	Examine condition of bin doors-closure, hinges, gaskets, handles and ease of slide; lubricate as required. Check storage bin condition.	●			
12	Clean motor, compressor, and condenser coil.	●			

Note: The technician shall perform any repairs identified during PM up to \$250 (direct labor and direct material cost) per PM occurrence. For any deficiencies found exceeding \$250 open a corrective maintenance (CM) ticket and include the Asset #, WO #, photos, and a detailed description of the deficiency.

To be performed by: General Maintenance Worker

Additional Notes: There is no water filter in place on this unit