

PREVENTATIVE MAINTENANCE PROGRAM CHECKLIST VEHICLE EXHAUST REMOVAL

SITE AND BLDG #: WV035-02

LOCATION/RM #:
**MECHANIC
SIGNATURE:**
DATE: 3-18-19










START TIME:

12 PM

FINISH TIME:

2 PM

Site Location	WO #	Asset #	PM #	Manufacturer	Model Number	Serial #	Asset Description	Asset Location
WV035-02	7843	8073		Plymovent			J-1502000-57 2-pc Overhead Vehicle Exhaust System	AMSA
WV035-02	7843	8091		Plymovent			J-1502000-57 Vehicle Exhaust System	AMSA

CHECK POINT	CHECKPOINT DESCRIPTION	TASK COMPLETE		NOTES/ ACTIONS (IF TASK COMPLETE IS CHECKED NO, PROVIDE EXPLANATION)
		YES	NO	
SPECIAL INSTRUCTIONS				
1	In addition to the procedure(s) outlined in this standard, the equipment manufacturer’s recommended maintenance procedure(s) and/or instruction(s) shall be strictly adhered.			
2	Follow lock out/tag out procedures at all times. De-energize or discharge all hydraulic, electrical, mechanical, or thermal energy prior to beginning work.			
TO BE PERFORMED AT EACH INSPECTION SERVICE				
1	Start and stop fan with local switch			
2	Check motor and fan shaft bearings for noise, vibration, overheating; lubricate bearings.			
3	Inspect, adjust belts and pulleys. Replace belt as needed.			
4	Clean dampers; lubricate pivot points (annually) and inspect linkages for tightness.			
5	Inspect fan for bent blades, unbalance, excessive noise and vibration.			
6	Clean fan as needed.			
7	Visually inspect exhaust system tubing and/or duct work for any damage that could result in leaks.			

8	Repair as needed		✓	
---	------------------	--	---	--

Note: The technician shall perform any repairs identified during PM up to \$250 (direct labor and direct material cost) per PM occurrence. For any deficiencies found exceeding \$250 open a corrective maintenance (CM) ticket and include the Asset #, WO #, photos, and a detailed description of the deficiency. To be performed by: General Maintenance Worker **Additional Notes:**



6 Reels are not working / damaged - CM Needed