

PREVENTATIVE MAINTENANCE PROGRAM CHECKLIST




DUCTLESS MINI SPLIT

SITE AND BLDG #: WV046-01

MECHANIC SIGNATURE: *Richard A. Bank* **DATE:** Sep 15, 2023

LOCATION/RM #: WO# 13793 ASSET # 5094

START TIME: _____ **FINISH TIME:** _____

CHECK POINT	CHECKPOINT DESCRIPTION	TASK COMPLETE		NOTES/ ACTIONS (IF TASK COMPLETE IS CHECKED NO, PROVIDE EXPLANATION)		
		YES	NO			
SPECIAL INSTRUCTIONS						
1	As needed, de-energize or discharge all hydraulic, electrical, mechanical, or thermal energy prior to beginning work. Follow lock out/tag out procedures at all times.	●				
TO BE PERFORMED AT EACH INS						
1	Check fan blades for dust buildup and clean if necessary.	●				
2	Check all electrical connections	●				
3	Check that the fan runs properly in all speeds as applicable.	●				
4	Check dampers and rotating auto diffusers for dirt accumulations, clean as necessary.	●				
5	Check filter door for proper gasketing and air leaks. Correct as needed.	●				
6	Change or Clean filter as needed. Filters get checked quarterly.	●				
7	Ensure condensate pump is working properly and that the drain lines are clear.	●				
8	Clean up work area.	●				

Note: The technician shall perform any repairs identified during PM up to \$250 (direct labor and direct material cost) per PM occurrence. For any deficiencies found exceeding \$250 open a corrective maintenance (CM) ticket and include the Asset #, WO #, photos, and a detailed discription of the deficiency.

To be performed by: General Maintenance Worker

Additional Notes: