

## PREVENTATIVE MAINTENANCE PROGRAM CHECKLIST

### UNIT HEATER, HOT WATER

 MECHANIC  
SIGNATURE:









DATE: Jul 11, 2024

SITE AND BLDG #: WV046-01

LOCATION/RM #: WO# 16027 ASSET # SEE NOTES

START TIME:

FINISH TIME:

CHECK POINT	CHECKPOINT DESCRIPTION	TASK COMPLETE		NOTES/ ACTIONS (IF TASK COMPLETE IS CHECKED NO, PROVIDE EXPLANATION)
		YES	NO	
SPECIAL INSTRUCTIONS				
1	Schedule shutdown with operating personnel.	●		  
2	Follow lock out/tag out procedures at all times. De-energize or discharge all hydraulic, electrical, mechanical, or thermal energy prior to beginning work.	●		
TO BE PERFORMED AT EACH INSPECT				
1	Check valve for signs of abnormal wear and leaks. Replace packing if needed.	●		  
2	Clean the coils	●		
3	Comb the fins as needed.	●		
4	Clean all fans and motors.	●		
5	Check operation of controls and safeties.		●	
6	Lubricate as required.	●		
7	Check all motors, belts, pulleys, shafts, etc. for alignment.	●		

Note: The technician shall perform any repairs identified during PM up to \$250 (direct labor and direct material cost) per PM occurrence. For any deficiencies found exceeding \$250 open a corrective maintenance (CM) ticket and include the Asset #, WO #, photos, and a detailed discription of the deficiency.

To be performed by: General Maintenance Worker

Additional Notes: Covers asset's 4086,4167,4358,4423,4525,4590