







# April checklist 2023

## PREVENTATIVE MAINTENANCE PROGRAM CHECKLIST WATER SOFTENER

SITE AND BLDG #: **ny011**MECHANIC  
SIGNATURE: **Ramon V**DATE: **4-25-2023**LOCATION/RM #: **WO# 21718** ASSET # **0921-62**

START TIME:

FINISH TIME:

| CHECK POINT                                | CHECKPOINT DESCRIPTION   | TASK COMPLETE  |    | NOTES/ ACTIONS<br>(IF TASK COMPLETE IS CHECKED NO, PROVIDE EXPLANATION) |
|--|--|--|----|---|
|  |  | YES  | NO |   |
| SPECIAL INSTRUCTIONS                       |  |  |    |   |
| 1  | In addition to the procedure(s) outlined in this standard, the equipment manufacturer's recommended maintenance procedure(s) and/or instruction(s) shall be strictly adhered.  |     |    |   |
| 2  | Follow lock out/tag out procedures at all times. De-energize or discharge all hydraulic, electrical, mechanical, or thermal energy prior to beginning work.  |     |    |   |
| TO BE PERFORMED AT EACH INSPECTION SERVICE |  |  |    |   |
| 1  | Drain the tank.<br>a. Examine the exterior of the tank including fittings, gauges, manholes, and handholes for signs of leaks or corrosion.<br>b. Inspect structural supports and insulation or coverings for defects or deterioration.<br>c. Open the tank and remove rust or chemical deposits from interior tank surfaces.<br>d. Remove and clean all spray nozzles.<br>e. Inspect the interior of the tank for pitting, cracks, and other defects. |     |    |   |
| 2  | <b>Lime Water Softener</b><br>f. Dismantle vacuum breakers. Inspect stem, valve seat and spring. Repair as required.<br>g. Inspect, clean, and flush the nozzle ring.<br>h. Remove vent condenser heads and clean the tubes.<br>i. Inspect and clean the sight glass, level indicators, and level controllers.   |   |    |   |
| 3  | <b>Zeolite Water Softener</b><br>j. Check the filter bed for proper level  |   |    |   |
| 4  | <b>Anthracite Water Softener.</b><br>k. Check the filter bed for proper level  |  |    |   |

Note: The technician shall perform any repairs identified during PM up to \$250 (direct labor and direct material cost) per PM occurrence. For any deficiencies found exceeding \$250 open a corrective maintenance (CM) ticket and include the Asset #, WO #, photos, and a detailed discription of the deficiency.

To be performed by: General Maintenance Worker

**Additional Notes:**