

# January checklist 2022

## PREVENTATIVE MAINTENANCE PROGRAM CHECKLIST DOOR KEYPAD / CARD READER








SITE AND BLDG #: **ny024** **15828** **9694**  
 LOCATION/RM #: **WO# 15829** ASSET # **9695**

MECHANIC  
SIGNATURE: **Ramon V**

DATE: **1-3-2022**

START TIME:

FINISH TIME:

CHECK POINT	CHECKPOINT DESCRIPTION	TASK COMPLETE		NOTES/ ACTIONS (IF TASK COMPLETE IS CHECKED NO, PROVIDE EXPLANATION)
		YES	NO	
SPECIAL INSTRUCTIONS				
1	In addition to the procedure(s) outlined in this standard, the equipment manufacturer’s recommended maintenance procedure(s) and/or instruction(s) shall be strictly adhered to.			
2	Follow lock out/tag out procedures at all times. De-energize or discharge all hydraulic, electrical, mechanical, or thermal energy prior to beginning work.			
TO BE PERFORMED AT EACH INSPECTION SERVICE				
1	If applicable, test the controls for communications to the monitoring center. Inspect key pad for sticking keys and LED lights proper operation .			
2	Check power supplies.Clean keys and pad with a quick dry electrical cleaner .Wipe unit down			clean
3	Inspect and test the operation of device.-Observe unit in use			
4	Ensure proper protection of all visible wiring and conduits			
5	Verify that no compromise to devices has occurred (compromise of devices could be from building alterations, partitions, furniture or other obstacles) Any deficiencies found open a CM work order in Maximo and quote will be provided for CM repairs .Notate in note Column			

Note: The technician shall perform any repairs identified during PM up to \$250 (direct labor and direct material cost) per PM occurrence. For any deficiencies found exceeding \$250 open a corrective maintenance (CM) ticket and include the Asset #, WO #, photos, and a detailed discription of the deficiency.

To be performed by: General Maintenance Worker

**Additional Notes:**