

August checklist 2023









PREVENTATIVE MAINTENANCE PROGRAM CHECKLIST

MISCELLANEOUS KITCHEN EQUIPMENT

ACTIVITY AND BLDG #: **ny024**MECHANIC
SIGNATURE: **Ramon V**DATE: **8-3-2023**LOCATION/RM #: **Wo# 23604** ASSET # **9649**

START TIME:

FINISH TIME:

CHECK POINT	CHECKPOINT DESCRIPTION	TASK COMPLETE		NOTES/ ACTIONS (IF TASK COMPLETE IS CHECKED NO, PROVIDE EXPLANATION)
		YES	NO	
SPECIAL INSTRUCTIONS				
1	Notify cafeteria operator and get permission prior to performing all maintenance.			update new household refrigerator -Frigidaire Model#FFHT1814WW3 Serial#BA24014525
2	In addition to the procedure(s) outlined in this standard, the equipment manufacturer's recommended maintenance procedure(s) and/or instruction(s) shall be strictly adhered.			
3	De-energize, lock out, and tag electrical circuits and fuel service.			
TO BE PERFORMED AT EACH INSPECTION SERVICE				
1	Check with operator or manager for any deficiencies, verify cleaning program.			
2	Check all controls, mechanisms for proper operation; adjust as required.			
3	If applicable, examine utility supply line, piping, valve packing, specialties, and insulation; look for any leaks.			
4	If applicable, check electric power line condition, switch, disconnect, etc.; or check condition of gas supply, valves, regulators, and inspect pilot, check for Gas leaks.			
5	Ensure unit is clean and in working order. Note any deficiencies.			

Note: The technician shall perform any repairs identified during PM up to \$250 (direct labor and direct material cost) per PM occurrence. For any deficiencies found exceeding \$250 open a corrective maintenance (CM) ticket and include the Asset #, WO #, photos, and a detailed discription of the deficiency.

To be performed by: General Maintenance Worker

Additional Notes: