

July checklist 2021

PREVENTATIVE MAINTENANCE PROGRAM CHECKLIST MANUAL/AUTOMATIC OVERHEAD DOORS

SITE AND BLDG #: **ny024-357**










MECHANIC
SIGNATURE: **Ramon V**

DATE: **7-8-2021**

LOCATION/RM #: **WO# 13918** ASSET # **9769**

START TIME:

FINISH TIME:

CHECK POINT	CHECKPOINT DESCRIPTION	TASK COMPLETE		NOTES/ ACTIONS (IF TASK COMPLETE IS CHECKED NO, PROVIDE EXPLANATION)
		YES	NO	
SPECIAL INSTRUCTIONS				
1	In addition to the procedure(s) outlined in this standard, the equipment manufacturer’s recommended maintenance procedure(s) and/or instruction(s) shall be strictly adhered.			
2	Follow lock out/tag out procedures at all times. De-energize or discharge all hydraulic, electrical, mechanical, or thermal energy prior to beginning work.			
TO BE PERFORMED AT EACH INSPECTION SERVICE				
1	Check with door operating personnel for any known deficiencies.			
2	Inspect general arrangement of door and mechanism, mountings, standards, wind locks, anchor bolts, counterbalances, weather stripping, door sweeps etc. Clean, tighten, and adjust repair as required.			
3	If applicable, operate with power from start to stop and at intermediate positions. Observe performance of various components, such as brake, limit switches, door operating speed, motor, gear box, etc. Clean and adjust as needed.			
4	Check operation of safety edges, stops, electric eye, treadle, or other operating devices. Clean and make required adjustments or repairs.			
5	Check manual operation. Note brake release, motor disengagement, functioning or hand pulls, chains sprockets, clutch, etc.			
6	If applicable, examine all wiring, motor, starter, push button, etc., blow out or vacuum if needed.			lubricate doors and clean contacts
7	If applicable, inspect gear box, change or add oil as required.			
8	Perform required lubrication. Remove old or excess lubricant.			
9	Clean unit and mechanism thoroughly. Touch up paint where required.			
10	Clean up and remove all debris.			

Note: The technician shall perform any repairs identified during PM up to \$250 (direct labor and direct material cost) per PM occurrence. For any deficiencies found exceeding \$250 open a corrective maintenance (CM) ticket and include the Asset #, WO #, photos, and a detailed discription of the deficiency.

To be performed by: General Maintenance Worker

Additional Notes: