










February checklist 2021

PREVENTATIVE MAINTENANCE PROGRAM CHECKLIST
CIRCULATING AND BOOSTER PUMPS

SITE AND BLDG #: **ny024-358**MECHANIC
SIGNATURE: **Ramon V**DATE: **2-11-2021**LOCATION/RM #: **M100** WO# **11856** ASSET # **190917-218**

START TIME:

FINISH TIME:

CHECK POINT	CHECKPOINT DESCRIPTION	TASK COMPLETE		NOTES/ ACTIONS <small>(IF TASK COMPLETE IS CHECKED NO, PROVIDE EXPLANATION)</small>
		YES	NO	
SPECIAL INSTRUCTIONS				
1	In addition to the procedure(s) outlined in this standard, the equipment manufacturer’s recommended maintenance procedure(s) and/or instruction(s) shall be strictly adhered to.			
2	Follow lock out/tag out procedures at all times. De-energize or discharge all hydraulic, electrical, mechanical, or thermal energy prior to beginning work.			
3	It is generally not a good idea to tamper with pumps using mechanical seals if they are otherwise performing properly. Since mechanical seals can cost as much as the pump, it is usually not cost effective to risk damaging the seal by performing an annual internal inspection of the pump.			
TO BE PERFORMED AT EACH INSPECTION SERVICE				
1	Lubricate pump and motor bearings as per manufacturer's specifications. Bearings require lubrication atleast annually.			lubricate motor and bearing
2	Inspect couplings and check for any pump seal leaks.			
3	Check motor mounts and vibration pads			
4	Tighten all pump flanges.			
5	Visually check pump alignment and coupling			
6	Inspect electrical connections			

Note: The technician shall perform any repairs identified during PM up to \$250 (direct labor and direct material cost) per PM occurrence. For any deficiencies found exceeding \$250 open a corrective maintenance (CM) ticket and include the Asset #, WO #, photos, and a detailed discription of the deficiency.

To be perfomed by: General Maintenance Worker

Additional Notes: