

May checklist 2022  
PREVENTATIVE MAINTENANCE PROGRAM CHECKLIST  
EMERGENCY EXIT SIGNS AND WALL PACKS

ACTIVITY AND BLDG #: ny024







MECHANIC SIGNATURE: Ramon V

DATE: 5-23-2022

LOCATION/RM #: Wo# 17107 ASSET # 9693

START TIME:

FINISH TIME:

CHECK POINT	CHECKPOINT DESCRIPTION	TASK COMPLETE		NOTES/ ACTIONS <small>(IF TASK COMPLETE IS CHECKED NO, PROVIDE EXPLANATION)</small>
		YES	NO	
SPECIAL INSTRUCTIONS				
1	In addition to the procedure(s) outlined in this standard, the equipment manufacturer’s recommended maintenance procedure(s) and/or instruction(s) shall be strictly adhered to.			
TO BE PERFORMED AT EACH INSPECTION SERVICE				
1	Inspect for structural defects, note needed repairs			
2	Push test buttons and observe light operation. Note any units that do not operate properly.			
3	Clean exterior with dry cloth.			
4	For Exit lights check for proper arrow direction.			
5	Make and/or recommend any needed repairs.			

Note: The technician shall perform any repairs identified during PM up to \$250 (direct labor and direct material cost) per PM occurrence. For any deficiencies found exceeding \$250 open a corrective maintenance (CM) ticket and include the Asset #, WO #, photos, and a detailed discription of the deficiency.

To be performed by: General Maintenance Worker

**Additional Notes:**