

March checklist 2022












PREVENTATIVE MAINTENANCE PROGRAM CHECKLIST

UNIT HEATER, HOT WATER

SITE AND BLDG #: **ny024**MECHANIC
SIGNATURE: **Ramon V**DATE: **3-1-2022**LOCATION/RM #: **16380** ASSET # **9629**

START TIME:

FINISH TIME:

CHECK POINT	CHECKPOINT DESCRIPTION	TASK COMPLETE		NOTES/ ACTIONS <small>(IF TASK COMPLETE IS CHECKED NO, PROVIDE EXPLANATION)</small>
		YES	NO	
SPECIAL INSTRUCTIONS				
1	In addition to the procedure(s) outlined in this standard, the equipment manufacturer’s recommended maintenance procedure(s) and/or instruction(s) shall be strictly adhered to.			
2	Schedule shutdown with operating personnel.			
3	Follow lock out/tag out procedures at all times. De-energize or discharge all hydraulic, electrical, mechanical, or thermal energy prior to beginning work.			
TO BE PERFORMED AT EACH INSPECTION SERVICE				
1	Check valve for full stroke operation in both directions, if applicable.			
2	Check valve for signs of abnormal wear and leaks. Replace packing if needed.			
3	Clean the coil with vacuum cleaner.			clean unit
4	Comb the fins as needed.			
5	Clean all fans and motors.			
6	Check operation of controls and safeties.			
7	Lubricate as required.			
8	Check all motors, belts, pulleys, shafts, etc. for alignment.			direct drive motor

Note: The technician shall perform any repairs identified during PM up to \$250 (direct labor and direct material cost) per PM occurrence. For any deficiencies found exceeding \$250 open a corrective maintenance (CM) ticket and include the Asset #, WO #, photos, and a detailed discription of the deficiency.

To be performed by: General Maintenance Worker

Additional Notes: