








February checklist 2021

CMI Management Inc.

PREVENTATIVE MAINTENANCE PROGRAM CHECKLIST GLYCOL TANK **water treatment**

SITE AND BLDG #: ny116-01 11862 190917-464 **MECHANIC SIGNATURE:** Ramon V **DATE:** 2-22-2021
LOCATION/RM #: 114 **WO#** 11862 **ASSET #** 190917-464 **START TIME:** _____ **FINISH TIME:** _____
229

CHECK POINT	CHECKPOINT DESCRIPTION	TASK COMPLETE		NOTES/ ACTIONS (IF TASK COMPLETE IS CHECKED NO, PROVIDE EXPLANATION)
		YES	NO	
SPECIAL INSTRUCTIONS				
1	In addition to the procedure(s) outlined in this standard, the equipment manufacturer’s recommended maintenance procedure(s) and/or instruction(s) shall be strictly adhered to.			water treatment ok
2	Follow lock out/tag out procedures at all times. De-energize or discharge all hydraulic, electrical, mechanical, or thermal energy prior to beginning work.			
TO BE PERFORMED AT EACH INSPECTION SERVICE				
1	Examine exterior of tank, including fittings, gauges, structural supports, manholes, and handholes for leaks, signs of corrosion, or other defects.			
2	Clean, test and inspect sight glasses, valves, fittings, drains, and controls.			
3	Check condition of agitators and/or float assemblies.			
4	If applicable, clean strainer(s).			
5	Clean up work site.			yes

Note: The technician shall perform any repairs identified during PM up to \$250 (direct labor and direct material cost) per PM occurrence. For any deficiencies found exceeding \$250 open a corrective maintenance (CM) ticket and include the Asset #, WO #, photos, and a detailed discription of the deficiency.

To be performed by: General Maintenance Worker

Additional Notes: