

March checklist 2023  
PREVENTATIVE MAINTENANCE PROGRAM CHECKLIST  
GLYCOL TANK

SITE AND BLDG #:

ny116

MECHANIC SIGNATURE:

Ramon V

DATE:

3-15-2023





LOCATION/RM #:

WO# 21352

ASSET # 10661

START TIME:

FINISH TIME:

CHECK POINT	CHECKPOINT DESCRIPTION	TASK COMPLETE		NOTES/ ACTIONS  (IF TASK COMPLETE IS CHECKED NO, PROVIDE EXPLANATION)
		YES	NO	
SPECIAL INSTRUCTIONS				
1	In addition to the procedure(s) outlined in this standard, the equipment manufacturer's recommended maintenance procedure(s) and/or instruction(s) shall be strictly adhered to.			refill glycol tank
2	Follow lock out/tag out procedures at all times. De-energize or discharge all hydraulic, electrical, mechanical, or thermal energy prior to beginning work.			
TO BE PERFORMED AT EACH INSPECTION SERVICE				
1	Examine exterior of tank, including fittings, gauges, structural supports, manholes, and handholes for leaks, signs of corrosion, or other defects.			
2	Clean, test and inspect sight glasses, valves, fittings, drains, and controls.			
3	Check condition of agitators and/or float assemblies.			
4	If applicable, clean strainer(s).			
5	Clean up work site.			

Note: The technician shall perform any repairs identified during PM up to \$250 (direct labor and direct material cost) per PM occurrence. For any deficiencies found exceeding \$250 open a corrective maintenance (CM) ticket and include the Asset #, WO #, photos, and a detailed discription of the deficiency.

To be performed by: General Maintenance Worker

Additional Notes: