

June checklist 2023

PREVENTATIVE MAINTENANCE PROGRAM CHECKLIST
KITCHEN HOOD

ACTIVITY AND BLDG #:

ny116

22219

10664

22220

10665

MECHANIC SIGNATURE:

Ramon V

DATE:

6-13-2023

LOCATION/RM #:

122A

WO#







22549

ASSET #

10744

START TIME:

FINISH TIME:

CHECK POINT	CHECKPOINT DESCRIPTION	TASK COMPLETE		NOTES/ ACTIONS (IF TASK COMPLETE IS CHECKED NO, PROVIDE EXPLANATION)
		YES	NO	
SPECIAL INSTRUCTIONS				
1	In addition to the procedure(s) outlined in this standard, the equipment manufacturer's recommended maintenance procedure(s) and/or instruction(s) shall be strictly adhered.			
2	Follow lock out/tag out procedures at all times. De-energize or discharge all hydraulic, electrical, mechanical, or thermal energy prior to beginning			
TO BE PERFORMED AT EACH INSPECTION SERVICE				
1	Clean all accessible surfaces thouroughly.			
2	Check all louvers and dampers. If dampers must be moved to ensure complete cleaning, ensure they will be marked and returned to their original position to prevent unbalancing the system.	 		
3	Clean and/or replace filters, if applicable.			power wash kitchen hood filters
4	Enure unit is operating properly, not any deficiencies.			

Note: The technician shall perform any repairs identified during PM up to \$250 (direct labor and direct material cost) per PM occurrence. For any deficiencies found exceeding \$250 open a corrective maintenance (CM) ticket and include the Asset #, WO #, photos, and a detailed discription of the deficiency.

To be performed by: General Maintenance Worker

Additional Notes: