











# June checklist 2023

## PREVENTATIVE MAINTENANCE PROGRAM CHECKLIST EXHAUST FANS

SITE AND BLDG #: **ny116**      **22647**      **190917-473**      MECHANIC SIGNATURE: **Ramon V**      DATE: **6-21-2023**  
    **22647**      **190917-474**  
 LOCATION/RM #:      WO# **22647**      ASSET # **190917-475**      START TIME:      FINISH TIME:  
    **22647**      **190917-476**

CHECK POINT	CHECKPOINT DESCRIPTION	TASK COMPLETE		NOTES/ ACTIONS  (IF TASK COMPLETE IS CHECKED NO, PROVIDE EXPLANATION)
		YES	NO	
SPECIAL INSTRUCTIONS				
1	In addition to the procedure(s) outlined in this standard, the equipment manufacturer's recommended maintenance procedure(s) and/or instruction(s) shall be strictly adhered to.			
2	Schedule shutdown with operating personnel, as needed.			
3	Follow lock out/tag out procedures at all times. De-energize or discharge all hydraulic, electrical, mechanical, or thermal energy prior to beginning work.			
TO BE PERFORMED AT EACH INSPECTION SERVICE				
1	Clean unit, especially fan blades.			
2	Inspect pulleys, belts, couplings, etc.; adjust tension and tighten mountings as necessary. Change badly worn belts. Multiple belts should be replaced with matched sets.			
3	Perform required lubrication and remove old or excess lubricant.			
4	Clean motor with vacuum or low pressure dry air (less than 40 psig). Check for obstructions in motor cooling and air flow.			
5	Check structural members, vibration eliminators, and flexible connections. Check fan housing to ensure there is no damage and the housing is tight.			
6	Start unit and check for vibration and noise.			
7	Remove all trash and debris.			

Note: The technician shall perform any repairs identified during PM up to \$250 (direct labor and direct material cost) per PM occurrence. For any deficiencies found exceeding \$250 open a corrective maintenance (CM) ticket and include the Asset #, WO #, photos, and a detailed discription of the deficiency.

To be performed by: General Maintenance Worker

**Additional Notes:**