






October checklist 2022

PREVENTATIVE MAINTENANCE PROGRAM CHECKLIST OIL WATER SEPARATOR

SITE AND BLDG #: **ny116**MECHANIC SIGNATURE: **Ramon V**DATE: **10-13-2022**LOCATION/RM #: **ny116-02** WO# **19321** ASSET # **10781**

START TIME:

FINISH TIME:

CHECK POINT	CHECKPOINT DESCRIPTION	TASK COMPLETE		NOTES/ ACTIONS (IF TASK COMPLETE IS CHECKED NO, PROVIDE EXPLANATION)
		YES	NO	
SPECIAL INSTRUCTIONS				
1	In addition to the procedure(s) outlined in this standard, the equipment manufacturer’s recommended maintenance procedure(s) and/or instruction(s) shall be strictly adhered.			
2	Follow lock out/tag out procedures at all times. De-energize or discharge all hydraulic, electrical, mechanical, or thermal energy prior to beginning work.			
TO BE PERFORMED AT EACH INSPECTION SERVICE				
1	OIL LAYER - If possible, measure the surface oil layer in the oil water separator and record depth.			
2	SOLID ACCUMULATION - If possible, measure the solid accumulation in the bottom of the oil water separator and record.			
3	Recommend whether oil water separator needs to be cleaned.			

Note: The technician shall perform any repairs identified during PM up to \$250 (direct labor and direct material cost) per PM occurrence. For any deficiencies found exceeding \$250 open a corrective maintenance (CM) ticket and include the Asset #, WO #, photos, and a detailed discription of the deficiency.

To be performed by: General Maintenance Worker

Additional Notes: