

August checklist 2022








PREVENTATIVE MAINTENANCE PROGRAM CHECKLIST

LIGHTING, OUTSIDE

SITE AND BLDG #: **ny116**MECHANIC
SIGNATURE: **Ramon V**DATE: **8-30-2022**LOCATION/RM #: WO# **18313** ASSET # **10771**

START TIME:

FINISH TIME:

| CHECK POINT | CHECKPOINT DESCRIPTION | TASK COMPLETE | | NOTES/ ACTIONS (IF TASK COMPLETE IS CHECKED NO, PROVIDE EXPLANATION) |
|--|--|--|----|---|
| | | YES | NO | |
| SPECIAL INSTRUCTIONS | | | | |
| 1 | In addition to the procedure(s) outlined in this standard, the equipment manufacturer’s recommended maintenance procedure(s) and/or instruction(s) shall be strictly adhered to. |  | | |
| 2 | Schedule and coordinate work with operating personnel. |  | | |
| 3 | Follow lock out/tag out procedures at all times. De-energize or discharge all hydraulic, electrical, mechanical, or thermal energy prior to beginning work. |  | | |
| TO BE PERFORMED AT EACH INSPECTION SERVICE | | | | |
| 1 | Open and tag switch. |  | | |
| 2 | Inspect visual condition of wiring. Look for evidence of overheating. |  | | |
| 3 | Check for proper light operation. |  | | |
| 4 | Test operation of automatic switches/ time clock/ photocells if applicable. |  | | |
| 5 | Inspect light pole and mounting devices for deficiencies. | | | |
| 6 | For any noted deficiency, takes pictures and open corrective maintenance ticket. | | | |

Note: The technician shall perform any repairs identified during PM up to \$250 (direct labor and direct material cost) per PM occurrence. For any deficiencies found exceeding \$250 open a corrective maintenance (CM) ticket and include the Asset #, WO #, photos, and a detailed discription of the deficiency.

To be performed by: General Maintenance Worker

Additional Notes: